

Sailing Instruction Appendix "D" – Spring & Autumn Dinghy Series 2018

1. Eligibility

The April and Autumn Series are open to club and non club members.
 A participation and dinghy parking fee of €50 will apply to non GSC members who will be granted temporary membership for the duration of the series. Temporary members participating in the series will be allocated a numbered pen space for use during the series only. All boats & Trolleys must be clearly identified with name & mobile number of owner, visiting boats **must** be removed from the dinghy pen on 28th April 2018 the last day of the series. All boats in the dinghy pen must be properly maintained and secured. Boats and sailors use the dinghy pen at their own risk, GSC accepts no responsibility for items lost or damaged.
 Club boats are not available for the Spring series.
Road trailers may not be left in the dinghy pen during or after the series.

2. Schedule of Races & Scoring

Spring series: 7th April to 28th April 2018
 Autumn series: 22nd September to 20th October
 Race Day: Saturday
 Warning Signal: **2.00pm Sharp**
 Number of Races: 2 races per day – weather and conditions permitting
 Discards: 60 % of races sailed to count rounded down to the nearest whole number
 Scoring: Low point system will apply. DNF & OCS = Starters +1. DNC = Starters +4

- 3. Fleets**
- Fleet 1:** Fast PY Fleet (Code Flag E)
 - Fleet 2:** Asymmetric Fleet (Code Flag R)
 - Fleet 3:** Slow PY Fleet (Code Flag J)

Fleet 1: Shall comprise non-asymmetric such as Wayfarers, GP14s, Enterprises, Full rig Lasers, Laser Radials and any other class with a PY less than or equal to 1139 (except RS Feva).

Fleet 1 Code Flag E shall be used. Results will be on PY.

Fleet 2: Asymmetric fleet including all RS Boats including Feva, Bahia, Vago.

Fleet 2 Code Flag R shall be used. Results will be on PY

Fleet 3: Shall comprise Picos, Laser 4.7, Toppers and any other class with a PY greater than 1140.

Fleet 3 Code Flag J shall be used. Results will be on PY.



Please refer to the website for details on the Portsmouth Yardstick (PY) handicap system if required

4. Courses

COURSE DIAGRAMS



Course 1: Fast PY Fleet 1: Start – 1 – 2 – 3 – 1 – 3 – 1 – 2 – 3-Finish

Course 2: Asymmetric Fleet 2: Start – 1 – 3 – 1 – 3 – 1 – 3 - Finish (Feva-Start -1-3-1-3-Finish)





Sailing Instruction Appendix "D" – Spring & Autumn Dinghy Series 2018
Course 3: Slow PY Fleet 3: Start – 1 – 2 – 4 -Finish

Boats sailing in Fleet 1 & 2, sailing from mark 3 to 1 shall not sail through the Start/Finish line unless finishing the race. Any boat observed breaking this rule by the RO shall be disqualified without hearing, this changes RRS 63.1.

The OD has the discretion to finish any race after 1 or 2 laps for weather or other reasons. When finishing the race in this way the OD will fly the Blue flag from the time the lead boat rounds the leeward mark they will also endeavour to inform the leading boats via the safety RIBs but this may not always be possible.

5. The Start

Races shall be started using RRS 26, as follows:

	Signal	Flag	Sound Signal	Minutes Before Starting Signal
Starting Sequence: Fleet 1				
	Warning	Fleet 1 Flag	1 Short Signal	5
	Preparatory	Code Flag P	1 Short Signal	4
	One-minute	Preparatory Flag Down	1 Long Signal	1
	Starting	Fleet Flag Down	1 Signal	0 (& Fleet 2, 5 Min)
Starting Sequence: Fleet 2				
	Warning	Fleet 2 Flag	1 Short Signal	5
	Preparatory	Code Flag P	1 Short Signal	4
	One-minute	Preparatory Flag Down	1 Long Signal	1
	Starting	Fleet Flag Down	1 Signal	0 (& Fleet 3, 5 Min)
Starting Sequence: Fleet 3				
	Warning	Fleet 3 Flag (Slow PY Fleet)	1 Short Signal	5
	Preparatory	Code Flag P	1 Short Signal	4
	One-minute	Preparatory Flag Down	1 Long Signal	1
	Starting	Fleet Flag Down	1 Signal	0

Fleet 1 shall start first followed by Fleet 2 then Fleet 3. Depending on numbers the RO may decide to start all fleets, or a combination of fleets together. When there are multiple fleet starts the starting sequences shall be run consecutively.

Starting/Finishing Line

The starting & finishing lines shall be between the mast of the committee boat and a tear-drop mark (usually yellow) to port.

Boats whose preparatory signal has not been made are reminded of their obligation not to interfere with boats that are racing as set out in RRS 24.1. Any boat observed breaking this rule by the RO may be disqualified without hearing. This changes RRS 63.1.