

Sailing Instruction Appendix "C" – Sunday (Junior) Series 2018

This series is intended to encourage junior participation in racing. The number of races, courses sailed and length of races is at the discretion of the Race Officer and shall depend on participants, sea state, weather and boats being sailed. Adults are welcome to sail on Sundays but must not obstruct junior sailors (eg not aggressively contest the start line, ask for water at marks or force boats to tack away by calling starboard etc).

1. Schedule of Races

Series:	May 6 th to August 19 th
Race Day:	Sunday
Briefing in Clubhouse:	10am sharp – boats already rigged and ready to launch
Warning Signal:	10:45am SHARP
Number of Races:	Between 1 and 4 short races at the discretion of the Race Officer
Discards:	60% of races sailed to count rounded down to the nearest whole number DNF & OCS = Starters +1, DNF + Starters +4

At the discretion of the sailing committee the format of races may be altered to allow inclusion of fun days and distance races for example. Points will be awarded for these races and these will count in the overall race series. Where possible the change of format will be advertised in advance by email/whatsapp.

2. Fleets

All boats shall sail in the same fleet using code Flag J. Results will be on PY.

Code Flag J:



Please refer to the website for details on the Portsmouth Yardstick (PY) handicap system if required

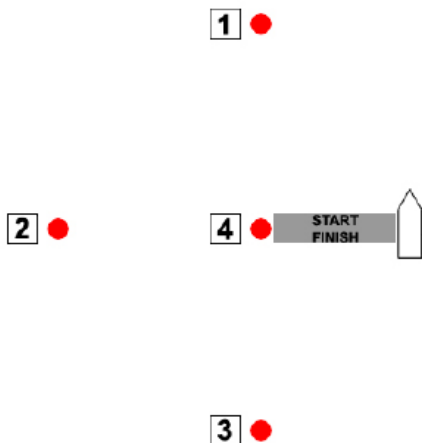
Courses The default is course 3 unless otherwise informed. There is a choice of triangles or a windward/leeward course and the Race officer will decide which course shall be sailed and the number of laps. It would be assumed if Picos are sailing one lap, Fevas should sail two and RS200s should sail 3 or 4 laps. This and the course, should be clarified at the briefing.

Course 1 should only be considered if there is a majority of RS boats. The Sunday series is intended for less experienced sailors.

4. Age Limits

Both helm and crew shall be under 19 on January 1st 2018 in order to qualify for a Sunday junior series prize. Juniors crewed by a parent/adult may be shown in the results but will not be eligible for prizes.

COURSE DIAGRAMS







Course 1: Start – 1 – 3 – 1 – 3 – 1 – 3 Finish **Course 3:** Start – 1 – 2 – 3 – x no. of laps and Finish

Any boats sailing **from** mark 3 to 1 shall not go through the start finish line unless finishing.
 Any boat observed breaking this rule by the RO shall be disqualified without hearing, this changes RRS 63.1

3. **The Start**

Races shall be started using RRS 26, as follows:

	Signal	Flag	Sound Signal	Minutes Before Starting Signal
Starting Sequence				
	Warning	Fleet Flag	1 Short Signal	5
	Preparatory	Code Flag P	1 Short Signal	4
	One-minute	Preparatory Flag Down	1 Long Signal	1
	Starting	Fleet Flag Down	1 Signal	0

Starting Line/finishing line

The starting & finishing lines shall be between the mast of the committee boat and a mark to port.