

Sailing Instruction 2019 Appendix “B” Wednesday Dinghy Series

1. SCHEDULE OF RACES

Series: May 1st – 28th August 2019

Race Day: Wednesday

Warning Signal: 7:30pm Sharp

Number of Races: 1 race per day

Discards: 60% of races sailed to count rounded down to the nearest whole number

Scoring: Low point scoring system will apply.

DNF & OCS = Starters +1, **DNC** = Starters +4

SAFETY

The Wednesday series is open to all GSC members with a sailing ability of level 2 or above. It is the responsibility of each helm and crew to check the weather forecast, current conditions and to ensure the readiness of the boat and the crew before deciding whether or not to launch and participate in any on water activities. The race officer / committee have the discretion at any time to cancel, postpone or to restrict racing to those of a particular level of competence. All sailors must sign out legibly before launching and sign back in as soon as possible on returning to shore, this is particularly important in times of severe weather or race abandonment for any reason. Appropriate apparel and Lifejackets must be worn at all times when dinghy sailing, all sailors must carry a readily available whistle and safety knife or cutting tool. Each boat must carry a tow line (10m recommended) and an alternative means of propulsion such as a paddle. All participating boats must be insured to a minimum of €2,500,000.00. The safety of people takes priority over equipment and racing at all times, participants must heed and follow the instruction of race management/safety crews in times of risk or adverse weather conditions.

2. FLEETS

Fleet 1: Fast PY Fleet (Code Flag E)

Fleet 2: Asymmetric Fleet (Code Flag R)

Fleet 3: Slow PY Fleet (Code Flag J)

The Harbour, Greystones, Co. Wicklow.

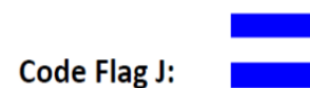
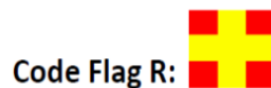
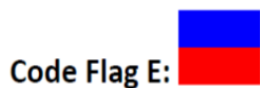
Fleet 1: Shall comprise non-asymmetric such as Wayfarers, GP14s, Enterprises, Full rig Lasers, Laser radials and any other class with a PY less than or equal to 1139 (except Feva).

Fleet 1 Code Flag E shall be used. Results will be on PY.

Fleet 2: Asymmetric fleet including all RS Boats including Feva, Bahia, Aero & Vago.

Fleet 2 Code Flag R shall be used. Results will be on PY

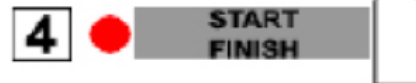
Fleet 3: Shall comprise Pico, Laser 4.7, Topper, Hartley 12 and any other class with a PY greater than 1140. Fleet 3 Code Flag J shall be used. Results will be on PY.



Please refer to the website for details on the Portsmouth Yardstick (PY) handicap system if required

3. COURSES

COURSE DIAGRAMS





The Harbour, Greystones, Co. Wicklow.

Course 1, Fast PY: Fleet 1: Start – 1 – 2 – 3 – 1 – 3 – 1 -2 – 3- Fi

Course 1, Fast PY: Fleet 1: Start -1 – 2 – 3 – 1 – 3 – 1 – 2 – 3 - Finish



Course 2, Asymmetric: Fleet 2: Start – 1 – 3 – 1 – 3 –1 - 3 - Finish (Feva: Start -1-3-1-3- Finish)

Course 3, Slow PY: Fleet 3: Start – 1 – 2 – 4 – 1 – 2 – 4 -Finish

Boats sailing in Fleet 1 & 2, sailing between marks 3 and 1 shall not sail through the Start/Finish line unless finishing the race. Any boat observed breaking this rule by the Race Officer shall be disqualified without hearing, this changes RRS 63.1

The Harbour, Greystones, Co. Wicklow.

4. THE START SEQUENCE

Signal	Flag	Sound Signal	Minutes Before Starting Signal	
STARTING SEQUENCE: FLEET 1				
	↑ Warning	Fleet 1 Flag	1 Short Signal	5
		Fast PY Fleet		
	↑ Preparatory	Code Flag P	1 Short Signal	4
	↓ One-minute	Preparatory Flag Down	1 Long Signal	1
	↓ Starting	Fleet Flag Down	1 Signal	0 (& Fleet 1, 5 Min)
STARTING SEQUENCE: FLEET 2				
	↑ Warning	Fleet 2 Flag	1 Short Signal	5
		Asymmetric Fleet		
	↑ Preparatory	Code Flag P	1 Short Signal	4
	↓ One-minute	Preparatory Flag Down	1 Long Signal	1
	↓ Starting	Fleet Flag Down	1 Signal	0 (& Fleet 3, 5 Min)
STARTING SEQUENCE: FLEET 3				
	↑ Warning	Fleet 3 Flag	1 Short Signal	5
		Slow PY Fleet		
	↑ Preparatory	Code Flag P	1 Short Signal	4
	↓ One-minute	Preparatory Flag Down	1 Long Signal	1
	↓ Starting	Fleet Flag Down	1 Signal	0

The Harbour, Greystones, Co. Wicklow.

Fleet 1 shall start first followed by Fleet 2 and then Fleet 3. Depending on the numbers the Race Officer may decide to start all Fleets, or a combination of Fleets together. Where there are multiple Fleet starts the starting sequence will be run consecutively.

START/FINISH LINE

The starting and finishing lines shall be between the mast of the committee boat and a tear-drop mark (usually yellow) to port.

Boats whose preparatory signal has not been made are reminded of their obligation not to interfere with boats that are racing as set out in RRS 23.1. Any boat observed breaking this rule by the Race Office may be disqualified without hearing. This changes RRS 63.1.